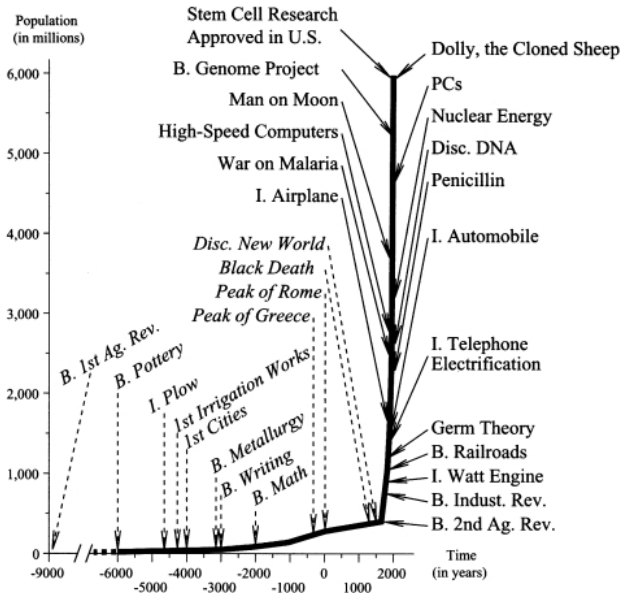


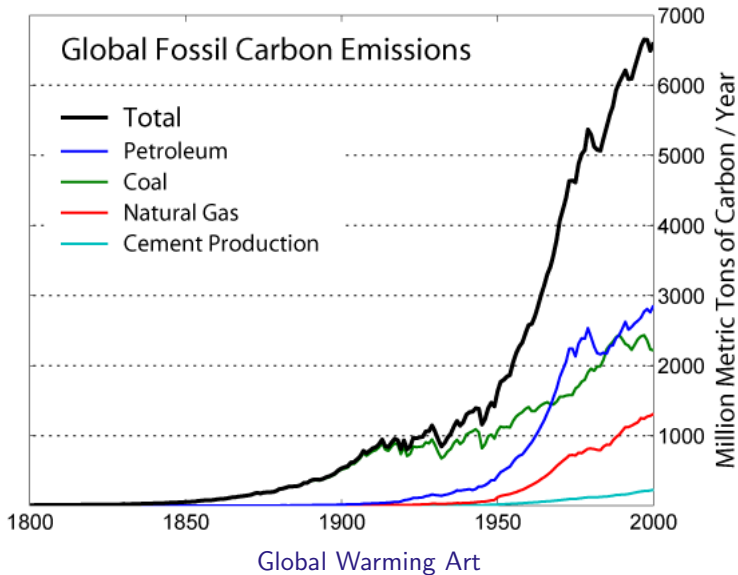
THE MATHEMATICS OF PLANET EARTH

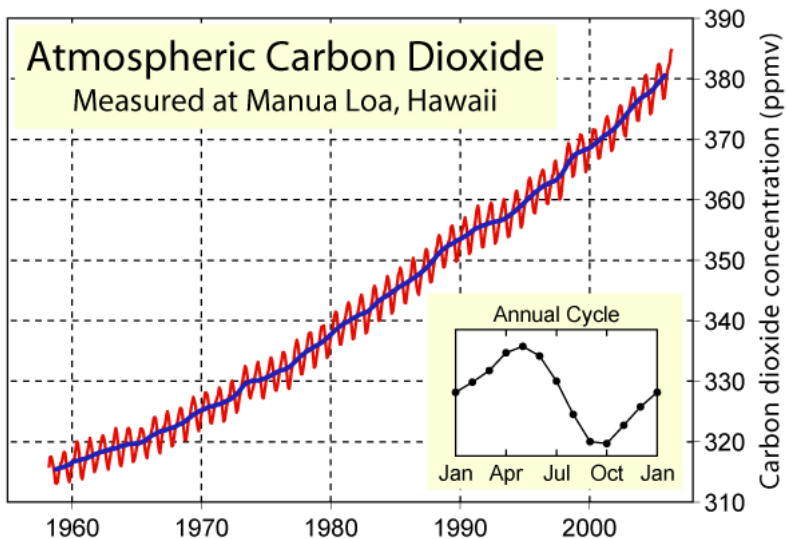


John Baez
University of Southern California
October 24, 2012



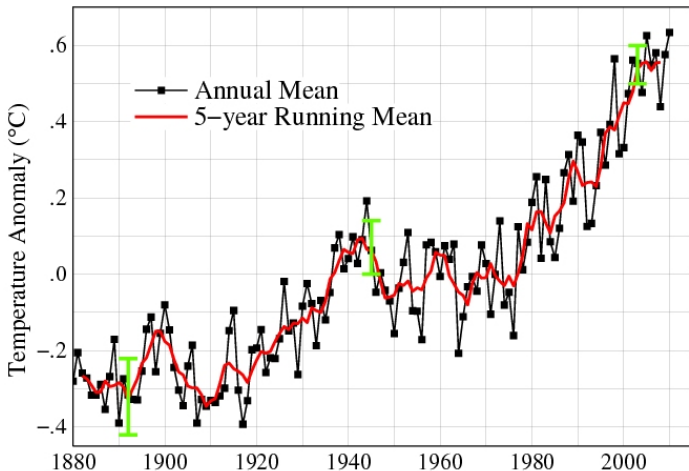
Robert Fogel - *The Escape from Hunger and Premature Death, 1700-2100*





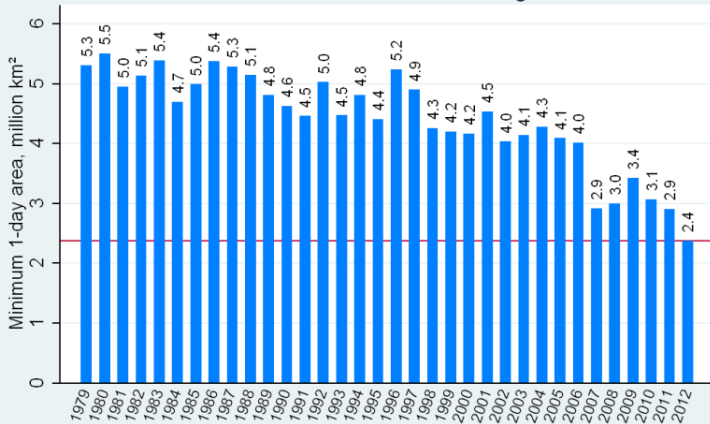
The Keeling Experiment — Global Warming Art

Global Land–Ocean Temperature Index



NASA Goddard Institute of Space Science

Minimum CT Arctic sea ice area through 9/2/2012

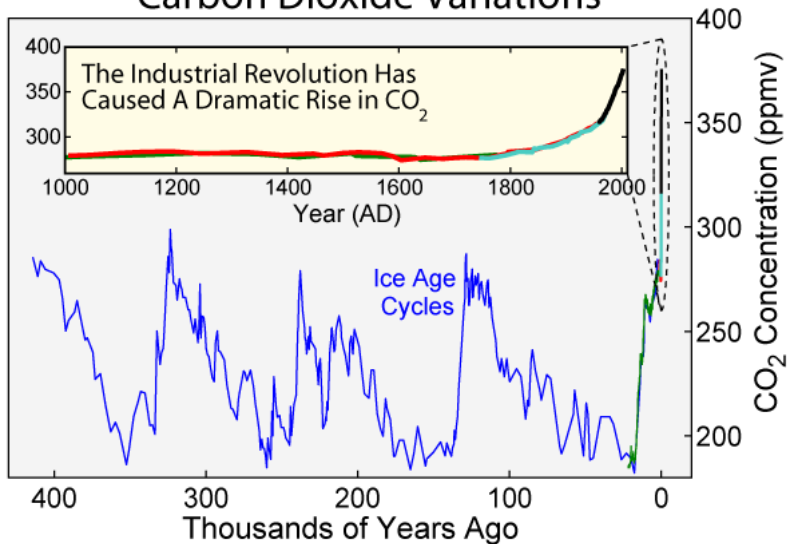


graph: L Hamilton

data: Cryosphere Today

The Cryosphere Today

Carbon Dioxide Variations

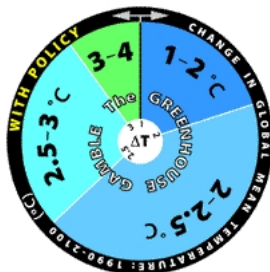


Antarctic ice cores and other data — Global Warming Art

The climate gamble:



Warming Possibilities in 2100
Under No Policy Scenario



Warming Possibilities in 2100
Under Policy Scenario

This is based on a recent [MIT paper](#) comparing a world where we continue what we're doing, and a world where we take aggressive action.

*Climatologists, like other scientists, tend to be a stolid group. We are not given to theatrical rantings about falling skies. Most of us are far more comfortable in our laboratories or gathering data in the field than we are giving interviews to journalists or speaking before Congressional committees. Why then are climatologists speaking out about the dangers of global warming? The answer is that **virtually all of us are now convinced that global warming poses a clear and present danger to civilization.** — Lonnie Thompson*

What can mathematicians do?

What can mathematicians do?

Two easy things:

What can mathematicians do?

Two easy things:

1. Teach math as if the world depended on it—because it does.

What can mathematicians do?

Two easy things:

1. Teach math as if the world depended on it—because it does.
2. Fly less. I'll save 1 tonne of carbon by giving this talk in South Africa *virtually* instead of flying there. In 2010 the average person on Earth burnt 1.5 tonnes.

What can mathematicians do?

Two easy things:

1. Teach math as if the world depended on it—because it does.
2. Fly less. I'll save 1 tonne of carbon by giving this talk in South Africa *virtually* instead of flying there. In 2010 the average person on Earth burnt 1.5 tonnes.

One hard thing:

What can mathematicians do?

Two easy things:

1. Teach math as if the world depended on it—because it does.
2. Fly less. I'll save 1 tonne of carbon by giving this talk in South Africa *virtually* instead of flying there. In 2010 the average person on Earth burnt 1.5 tonnes.

One hard thing:

Invent the math we need for life on a finite-sized planet.

Most of us know a bit about how the Industrial Revolution caused, and was caused by, changes in mathematics.

Most of us know a bit about how the Industrial Revolution caused, and was caused by, changes in mathematics.

But let's go back and see how math played a role in an even bigger revolution: the [Agricultural Revolution](#).

Most of us know a bit about how the Industrial Revolution caused, and was caused by, changes in mathematics.

But let's go back and see how math played a role in an even bigger revolution: the [Agricultural Revolution](#).

During this revolution, from 10,000 to 5,000 BC, we began to systematically exploit solar power by planting crops.

Most of us know a bit about how the Industrial Revolution caused, and was caused by, changes in mathematics.

But let's go back and see how math played a role in an even bigger revolution: the [Agricultural Revolution](#).

During this revolution, from 10,000 to 5,000 BC, we began to systematically exploit solar power by planting crops.

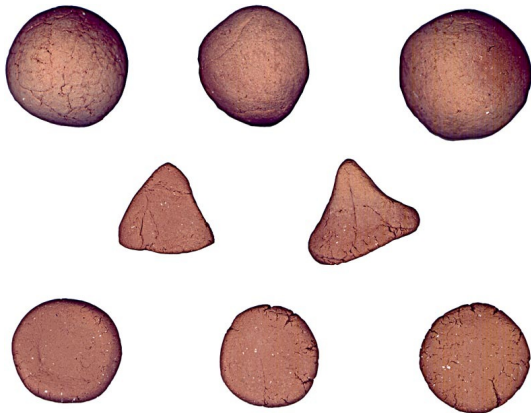
By now we use about 25% of all plant biomass grown worldwide! If this reaches 100% there will be, in some sense, no 'nature' separate from humanity.

Starting shortly after the end of the last ice age, the agricultural revolution led to:

- ▶ surplus grain production, and thus kingdoms and slavery.
- ▶ *astronomical mathematics* for social control and crop planning.
- ▶ *geometry* for measuring fields and storage containers.
- ▶ *written numbers* for commerce.

Consider the last...

Starting around 8,000 BC, in the Near East, people started using 'tokens' for contracts: little geometric clay figures that represented things like sheep, jars of oil, and amounts of grain.



MS 5067/1-8
Neolithic plain counting tokens. Near East, ca. 8000–3500 BC

The Schøyen Collection

Eventually groups of tokens were sealed in clay envelopes, so any attempt to tamper with them could be seen.

Eventually groups of tokens were sealed in clay envelopes, so any attempt to tamper with them could be seen.

But it's annoying to have to break a clay envelope just to see what's inside! So, after a while, they started marking the envelopes to say what was inside.

Eventually groups of tokens were sealed in clay envelopes, so any attempt to tamper with them could be seen.

But it's annoying to have to break a clay envelope just to see what's inside! So, after a while, they started marking the envelopes to say what was inside.

At first, they did this by pressing the tokens into the soft clay of the envelopes.

Eventually groups of tokens were sealed in clay envelopes, so any attempt to tamper with them could be seen.

But it's annoying to have to break a clay envelope just to see what's inside! So, after a while, they started marking the envelopes to say what was inside.

At first, they did this by pressing the tokens into the soft clay of the envelopes.

Later these marks were drawn on tablets.

Eventually groups of tokens were sealed in clay envelopes, so any attempt to tamper with them could be seen.

But it's annoying to have to break a clay envelope just to see what's inside! So, after a while, they started marking the envelopes to say what was inside.

At first, they did this by pressing the tokens into the soft clay of the envelopes.

Later these marks were drawn on tablets.

Eventually they gave up on the tokens. The marks on tablets then developed into the Babylonian number system! The transformation was complete by 3,000 BC.

1		11		21		31		41		51	
2		12		22		32		42		52	
3		13		23		33		43		53	
4		14		24		34		44		54	
5		15		25		35		45		55	
6		16		26		36		46		56	
7		17		27		37		47		57	
8		18		28		38		48		58	
9		19		29		39		49		59	
10		20		30		40		50			

J. J. O'Connor and E. F. Robertson, Babylonian Numerals

It may seem like child's play now, but this 5,000-year process of abstraction—*the invention of a general notation for numbers*—laid the foundations for the math we know.

It may seem like child's play now, but this 5,000-year process of abstraction—the *invention of a general notation for numbers*—laid the foundations for the math we know.

By 1700 BC the Babylonians could compute $\sqrt{2}$ to 6 decimals:

$$1 + \frac{24}{60} + \frac{51}{60^2} + \frac{10}{60^3} \approx 1.414213...$$



Yale Babylonian Collection, YBC7289

So: what kind of mathematics will we create when we realize the planet is finite, and no longer think of ourselves as separate from nature?

So: what kind of mathematics will we create when we realize the planet is finite, and no longer think of ourselves as separate from nature?

Let's optimistically assume civilization survives.

So: what kind of mathematics will we create when we realize the planet is finite, and no longer think of ourselves as separate from nature?

Let's optimistically assume civilization survives.

Math may undergo a transformation just as big as it did in the Agricultural Revolution.

As an exercise, let's imagine the ideal machine for removing carbon dioxide from the atmosphere.

As an exercise, let's imagine the ideal machine for removing carbon dioxide from the atmosphere.

It should turn carbon dioxide into material that is buried somehow.

As an exercise, let's imagine the ideal machine for removing carbon dioxide from the atmosphere.

It should turn carbon dioxide into material that is buried somehow.

But this takes energy! Making this with fossil fuels would defeat the whole purpose, so let's say the machine is solar powered.

As an exercise, let's imagine the ideal machine for removing carbon dioxide from the atmosphere.

It should turn carbon dioxide into material that is buried somehow.

But this takes energy! Making this with fossil fuels would defeat the whole purpose, so let's say the machine is solar powered.

The big problem is scaling up the operation fast enough.

As an exercise, let's imagine the ideal machine for removing carbon dioxide from the atmosphere.

It should turn carbon dioxide into material that is buried somehow.

But this takes energy! Making this with fossil fuels would defeat the whole purpose, so let's say the machine is solar powered.

The big problem is scaling up the operation fast enough.

So, this machine should be self-reproducing. It should turn some of the CO_2 into new machines.

As an exercise, let's imagine the ideal machine for removing carbon dioxide from the atmosphere.

It should turn carbon dioxide into material that is buried somehow.

But this takes energy! Making this with fossil fuels would defeat the whole purpose, so let's say the machine is solar powered.

The big problem is scaling up the operation fast enough.

So, this machine should be self-reproducing. It should turn some of the CO₂ into new machines.

Even better, these machines should spread without human intervention.



If we could 'tweak' trees to sequester more CO₂, or simply **stop cutting down so many**, it would make a big difference for global warming.

If we could 'tweak' trees to sequester more CO₂, or simply **stop cutting down so many**, it would make a big difference for global warming.

This is a simple example of **ecotechnology**: technology that works *like* nature and works *with* nature.

If we could 'tweak' trees to sequester more CO₂, or simply **stop cutting down so many**, it would make a big difference for global warming.

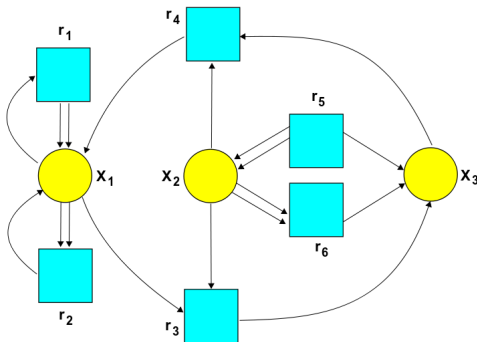
This is a simple example of **ecotechnology**: technology that works *like* nature and works *with* nature.

For sophisticated ecotechnology we need to pay attention to what's already known—**permaculture**, **systems ecology** and so on. But better mathematics could help.

To understand ecosystems, ultimately will be to understand networks. — B. C. Patten and M. Witkamp

To understand ecosystems, ultimately will be to understand networks. — B. C. Patten and M. Witkamp

My own work on networks is rather abstract: nice math, but you might not see how it's connected to ecology.



So let's look at something more concrete.



So let's look at something more concrete.



Is there math in a leaf?

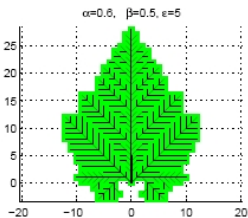
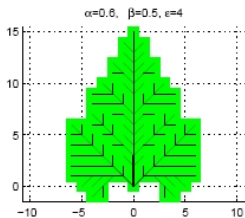
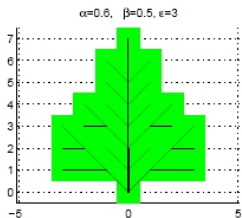
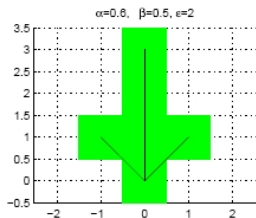
So let's look at something more concrete.



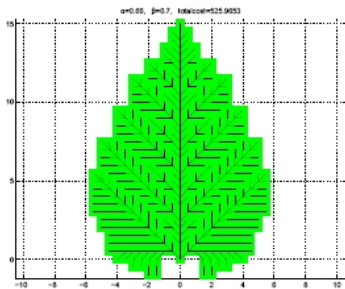
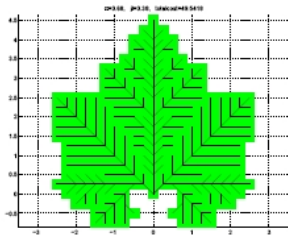
Is there math in a leaf?

Yes! A mathematician at U.C. Davis, Qinglan Xia, has written a paper called *The Formation of a Tree Leaf*.

He models a leaf as a union of square cells centered on a grid, together with 'veins' forming a weighted directed graph from the centers of the cells to the root. The leaf grows new cells at the boundary while minimizing a certain function.



The function depends on two parameters. Changing these gives different leaf shapes:



Qinglan Xia's work is definitely math:

Lemma 3.8. *Suppose (Ω, G) is an (ϵ, h) leaf and $(\mu, \Theta) = \phi_h(\Omega, G)$. Then the total mass of the Radon measure is bounded above by*

$$M(\mu) \leq \pi (R_\epsilon + h)^2$$

and the total variation of the vector measure Θ is bounded by

$$M(\Theta) \leq \epsilon \pi^{2-\alpha} (R_\epsilon + h)^{4-2\alpha}.$$

Proof. Since $\Omega \subset B_{R_\epsilon}(O)$, the mass of μ is given by

$$\begin{aligned} M(\mu) &= \|\Omega\| h^2 \\ &= \text{area} \left(\bigcup_{x \in \Omega} \left\{ x + \left[-\frac{h}{2}, \frac{h}{2} \right] \times \left[-\frac{h}{2}, \frac{h}{2} \right] \right\} \right) \\ &\leq \text{area}(B_{R_\epsilon+h}(0)) = \pi (R_\epsilon + h)^2. \end{aligned}$$

Also, since $w(e) \leq \|\Omega\| h^2$ for each $e \in E(G)$, the total variation of Θ is given by

$$\begin{aligned} M(\Theta) &= \sum_{e \in E(G)} w(e) \text{length}(e) \\ &\leq (\|\Omega\| h^2)^{1-\alpha} \sum m_\beta(e^+) (w(e))^\alpha \text{length}(e) \end{aligned}$$

Xia's work, and mine, are just small parts of the growing theory of networks.

Xia's work, and mine, are just small parts of the growing theory of networks.

This theory uses computers, because it deals with systems too complex to figure out using just pencil and paper.

Xia's work, and mine, are just small parts of the growing theory of networks.

This theory uses computers, because it deals with systems too complex to figure out using just pencil and paper.

But it also uses much more: analysis, combinatorics, category theory, and many other branches of math.

Xia's work, and mine, are just small parts of the growing theory of networks.

This theory uses computers, because it deals with systems too complex to figure out using just pencil and paper.

But it also uses much more: analysis, combinatorics, category theory, and many other branches of math.

It draws inspiration from *biology*, *ecology* and *sociology* much as the math of the industrial revolution was inspired by *physics*.

Xia's work, and mine, are just small parts of the growing theory of networks.

This theory uses computers, because it deals with systems too complex to figure out using just pencil and paper.

But it also uses much more: analysis, combinatorics, category theory, and many other branches of math.

It draws inspiration from *biology*, *ecology* and *sociology* much as the math of the industrial revolution was inspired by *physics*.

It's just beginning to be born. I hope you can [help out!](#)